



RJ-225 On-Site Compactor




Marathon's Most Popular Compactor, for Many Great Reasons!

The RamJet 225 is your best compactor value. Built for reliable performance in commercial and medium industrial situations, it effectively reduces solid waste material to a fraction of its original size. It is attractively priced and features 56 second cycle time and powerful 55,100 lbs. maximum compaction force!

Added Value Features

- ✓ Allen-Bradley motor starter
- ✓ Heavier steel in key structural areas for heavy duty construction: charge box floor and ram face 1/2" steel; ram top, 3/8" steel; sides 1/4" steel plate.
- ✓ TEFC (Totally Enclosed Fan Cooled) motor
- ✓ Quick release motor mount on the side mounted power unit for easy servicing and maintenance.
- ✓ TRICON Fullness Assurance System. This time shifting device eliminates all but one limit switches. It also produces better compaction ratios by making the ram dwell against the trash reducing the "memory" and springback. TRICON offers better cold weather performance and extends the life of the machine.



Ram Guide System

The packing ram is supported and guided by specially formulated cast iron shoes which ride on replaceable wear strips. This exclusive design protects the charge box floor from the full force of the packing ram, extending its life and dramatically reducing compaction-robbing friction.



Marathon's Side-Mounted Power Unit offers the convenience and ease-of-maintenance of a remote power pack with the space savings of an integrated power pack.

Specifications:

Charge Box Capacity		
[Mfrs. Rating].....	2.0 cy.....	1.5 m ³
[WASTEC Rating].....	1.55 cy.....	1.18 m ³
Clear Top Opening	40.5" X 60"	1029mm x 1524mm
Capacity Per Hour	100 cy.....	76 m ³

Performance Characteristics:

Cycle Time	56 s.....	56 s
Total Normal Force.....	46,700 lb.....	208 kN
Total Maximum Force.....	55,100 lb.....	245 kN
Normal Ram Face Pressure.....	26.8 psi.....	185 kPa
Maximum Ram Face Pressure.....	31.7 psi.....	219 kPa
Ram Penetration	14".....	356 mm

Electrical Equipment:

Electrical Motor 3/60-208/230/460 ... 10 hp..... 7.5 kW
 Electrical Control Voltage 120 VAC 120 VAC
 UL Labeled Panel Box: Type NEMA 3R, All Circuits Fused
 Standard 2 Button Controls: Keylock Start/ Mushroom Stop
 Connected to 13' Sealite

Hydraulic Equipment:

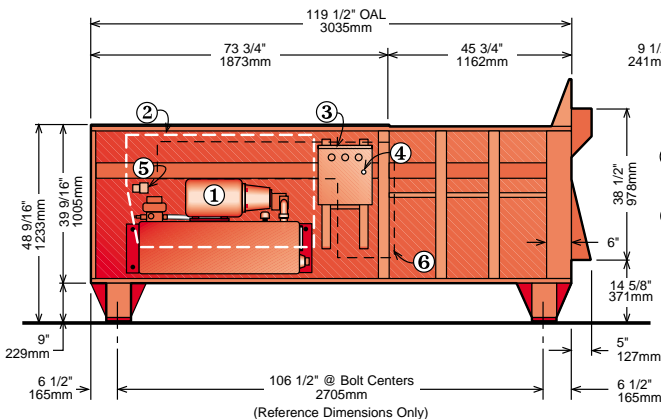
Hydraulic Pump Capacity..... 13 gpm..... 49.2 L/min.
 Normal Pressure 1650 psi..... 114 bar
 Maximum Pressure 1950 psi..... 134 bar
 Hydraulic Cylinder 6" Bore x 2 1/2" Rod..... 152 mm x 64 mm
 Weight..... 5150 lbs. 2336 kg

RAMJET RJ-225



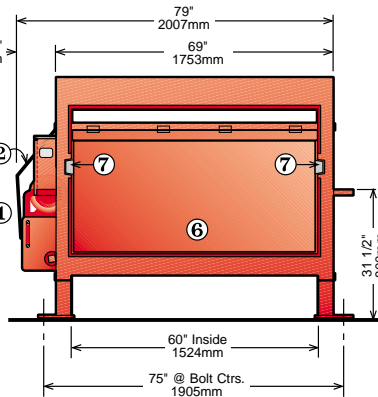
▼ The **Pump** on Marathon's high performance **Side-Mounted Power Unit** is secured to a "C" flange TEFC motor with a machined bracket that guarantees coupling alignment. The **Limit Switch** and all other parts of the power unit are easily accessible for ease-of-maintenance. The **Reset Button** for the Motor Starter is also located on the outside which eliminates entry into the control box.

▼ The RJ-225 features an advanced, simplified control system with 2 button operation. It is key-operated and fully automatic. The heavy duty push button controls are contained in a weatherproof NEMA 13 enclosure. Connected to the power pack with 13' of sealite, the controls can be located for operator convenience.



Concrete Pad Requirements

6" (152mm) Thick Reinforced 3000 PSI Concrete (4) 3/4" (20mm) Anchor Bolts (Min.)

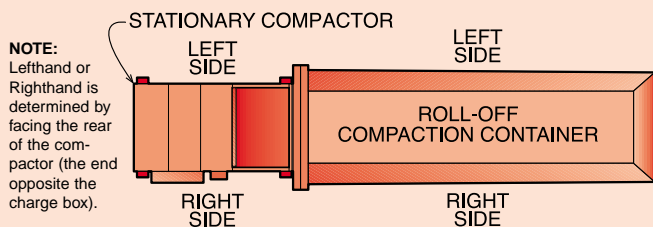


- ① Side-Mount Power Unit
- ② Power Unit Weather Cover
- ③ Control Panel Box
- ④ Motor Starter Reset Button
- ⑤ Limit Switch
- ⑥ Ram
- ⑦ Ram Guide Shoes with Replaceable Wear Strips

Optional Features Available:

- ▼ TrashMinder® advanced method for reporting and measuring container usage and fullness; multi-cycle timer; dual controls; ozone odor control system; hoppers and many other options are also available as well as a full line of compaction containers.
- ▼ Chutes can be constructed to meet your specifications and needs. They reduce the risk of pilferage of valuable merchandise or tools by eliminating a person's ability to hide items in the trash in order to recover them later from the waste receptacle.

Top View of Typical Compactor & Container Configuration



AUTHORIZED DEALER:

1042 E. Fort Union #260
 Midvale, UT. 84047
 Ph. 801-565-1033
 fax 280-565-1044

Action Compaction Equipment www.actioncompaction.com



Pictures in this literature are illustrative only. Specifications are subject to change without notice in order to accommodate improvements to the equipment. Certified in compliance with ANSI Regulation Z245.2, all OSHA standards, and certified under WASTEC's Stationary Compactor Certification Program. Products must be used with safe practice and in accordance with said regulations and standards.