

RAMJET *RJ-250VL* **Compactor/Container**




*Excellent for Malls,
Large Restaurants,
In-Flight Kitchens,
Food Processors,
Supermarkets,
Hospitals & Hotels!*

Totally

Listed!

Patented

**Cyclic
Control
System**



CYCON's Unique Features:


- ▼ Reliable, solid state circuitry eliminates all pressure and limit switches.
- ▼ Extends wear life of cylinder and hoses – guaranteed by CYCON's no-shock cycle control.
- ▼ Automatic "Container Full Assurance System": ram dwells against the load at full pressure resulting in better compaction.
- ▼ Smoother running, quieter operation.
- ▼ Advanced hydraulic design allows the system to operate at minimum pressure levels except when actually packing solid waste.
- ▼ CYCON assures more accurate Advanced Warning or Container Full options.
- ▼ Dramatically improves cold weather performance.

Safely store odor-producing waste in a liquid-tight steel enclosure that gives you odor and insect control, plus the advantages of compaction.

The **RJ-250 VL** means value with more standard features:

- ▼ CYCON® Life-Xtender
- ▼ Double-End Pick-Up
- ▼ Custom Designed "P" Door Seal
- ▼ Quick Clean® Tank
- ▼ Remote Power Unit
- ▼ Fire Hose Connection
- ▼ Auto-Latch System for Door
- ▼ Double Hinge Door with Bronze Bushings
- ▼ Bubble Gate Door Design
- ▼ Entire Unit is UL Approved!

RENTAL AND LEASING PROGRAMS AVAILABLE



Specifications:

Charge Box Capacity
 [Mfrs. Rating].....1.9 cy.....1.44 m³
 [WASTEC Rating].....1.53 cy.....1.2 m³
 Clear Top Opening35" L X 60" W889mm x 1524mm

Performance Characteristics:

Cycle Time37 s.....37 s
 Total Normal Force.....36,300 lb.....161 kN
 Total Maximum Force45,200 lb.....201 kN
 Normal Ram
 Face Pressure.....18.3 psi.....126 kPa
 Maximum Ram
 Face Pressure.....22.8 psi.....157 kPa
 Ram Penetration.....6".....152 mm

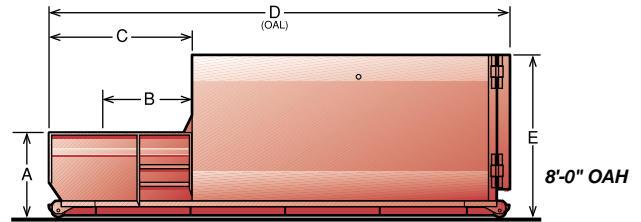
Electrical Equipment:

Electric Motor
 3/60/230-460.....10 hp.....7.5 kW
 Electric Control Voltage.....120 VAC.....120 VAC
 Panel Box Assembly.....UL Rated
 All Circuits Fused.....Key Operated
 3 Push Button Station.....Start/Stop/Reverse

Hydraulic Equipment:

Hydraulic Pump.....10 gpm.....38 L/min
 Normal Pressure.....1850 psi.....138 bar
 Maximum Pressure2300 psi.....159 bar
 Hydraulic Cylinder Bore.....5".....127 mm
 Hydraulic Cylinder Rod2.5".....64 mm

RAMJET
RJ-250 VL



CU YDS	A	B	C	D	E	
15	4'-3 1/2" 1308mm	3'-1 1/4" 946mm	7'-4 1/2" 2248mm	16'-3 1/2" 4966mm	7'-5" 2261mm	8,000 lbs. 3629 kg.
20	4'-3 1/2" 1308mm	3'-1 1/4" 946mm	7'-4 1/2" 2248mm	19'-9 1/2" 6033mm	7'-5" 2261mm	8,600 lbs. 3901 kg.
25	4'-3 1/2" 1308mm	3'-1 1/4" 946mm	7'-4 1/2" 2248mm	19'-8" 5994mm	8'-8" 2641mm	8,900 lbs. 4037 kg.
30	4'-3 1/2" 1308mm	3'-1 1/4" 946mm	7'-4 1/2" 2248mm	22'-2 1/2" 6769mm	8'-8" 2641mm	9,400 lbs. 4264 kg.
34	4'-3 1/2" 1308mm	3'-1 1/4" 946mm	7'-4 1/2" 2248mm	24'-0" 7315mm	8'-8" 2641mm	9,700 lbs. 4400 kg.

Marathon's Innovative Door Design features:

- ▼ The **Qwik Clean Tank**® with the exclusive **Trash Check**™ feature, funnels any liquid seepage during compaction into an enclosed area underneath the charge box floor. The liquid is automatically discharged

Arrows indicate flow of liquid into container.



at the disposal site, in effect flushing the container and the area behind the ram. The 12" high, 650 gallon capacity sump area is designed to provide easier hook access for the roll-off driver.

- ▼ Marathon's **Remote Power Pack**, separate from the compactor/container, remains free of damage caused during hauling to and from disposal sites and free of problems caused by landfill dust. There are no electrical connections to "make" or "break" - two, simple-to-use, hydraulic quick disconnects couple power unit to packing head. **Weather Cover** and the **UL & CSA Rated Panel Box Assembly** are standard equipment.



- ▼ **"Bubble Gate"** curved door adds a cubic yard to container capacity and provides superior compaction ratios which reduces disposal costs.



- ▼ **"P" Seal**, specially designed for compaction/containers, also aids in liquid retention and is made to resist oils and chemicals. The mounting is engineered for quick and easy seal installation when replacement is necessary, requiring no field fitting, cutting or welding. Marathon applies a door seal (1/2 rubber seal and 1/2 steel structure) as standard equipment.

- ▼ The **Auto Relatch** engages door and eliminates the need to hold the door while operating the latch ratchet. This design allows the operator to use both hands on the ratchet. One easy-to-operate ratchet saves expensive driver and truck time.

- ▼ **Double Hinge** with bronze bushings and patented design that assures liquid retention by providing uniform seal compression without seal "scrubbing" and damage.



AUTHORIZED DEALER:

 1042 E. Fort Union #260
 Midvale, UT, 84047
 Ph. 801-565-1033
 fax 280-565-1044
 Action Compaction Equipment www.actioncompaction.com



Pictures in this literature are illustrative only. Specifications are subject to change without notice in order to accommodate improvements to the equipment. Certified in compliance with ANSI Regulation Z245.2, all OSHA standards, and certified under WASTEC's Stationary Compactor Certification Program. Products must be used with safe practice and in accordance with said regulations and standards.